

Dräger SSK 5000

The Draeger SSK 5000 kit is used for sampling for drugs on or from surfaces. When used in combination with the Draeger DrugTest® 5000 Analyzer, the sample is transferred to a test cassette and screened for possible drug contamination. For further testing, the collected sample can be stored and transported.



The need to monitor for substance abuse or misuse means that, more and more frequently law enforcement officers are required to check for potential surface contamination and/or unknown substances on-site. This needs to be carried out quickly and reliably. The routine drug analysis performed by forensic laboratories, which are equipped for this task, is not always possible in terms of time or logistics.

With the new Draeger SSK 5000, used in conjunction with the Dräger DrugTest® 5000 Analyzer, it is now possible to reliably test drug contaminated surfaces or drug-suspicious substances quickly and on-site.

The Draeger SSK 5000 consists of a tube of buffer solution and, in the cap, an integral swab for sampling. The swab is used to wipe surfaces and, subsequently, test for drugs and their metabolites via the Draeger DrugTest® 5000 System.

Once transferred into the buffer solution using the Draeger SSK 5000, the surface sample or unknown substance can be stored and transported safely in the sample container. A special screw cap enables the sample container to be converted into a dropping bottle. The sample solution can then be separated or reduced for subsequent analysis using droplet dosing techniques.

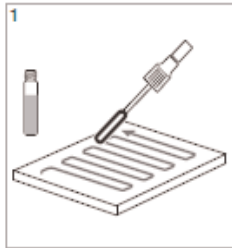


The Draeger SSK 5000: for easy, fast, and safe surface sampling, storage and transportation.

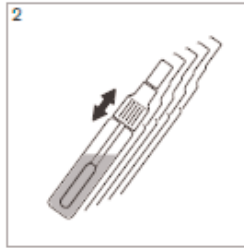
ORDER INFORMATION

Item	Order No.
Draeger DrugTest® 5000 Analyzer	83 19 900
Draeger DrugTest® 5000 Test Kit 6-drug panel (20 per box)	83 19 965
Accessories 2	
Draeger SSK 5000 Device for surface samples (20 per box)	83 20 490

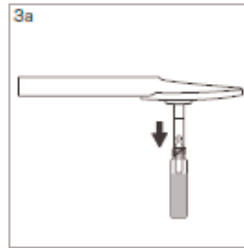
DRAEGER SSK 5000 - SAMPLING PROCEDURE:



Wipe approx. 15.5 in² of the surface with the moisturized swab.

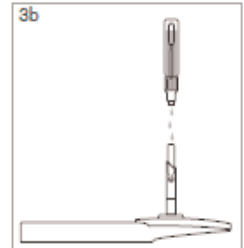


Insert the swab into the SSK 5000 buffer tube, seal and shake for approx. 30 seconds.

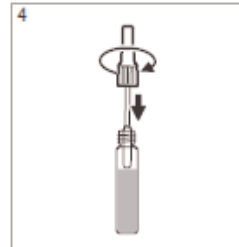


Using the Test Kit cassette: Open the tube cassette, upside down into the tube. Turn the cassette right side up and wait until the sample indicator has turned blue.

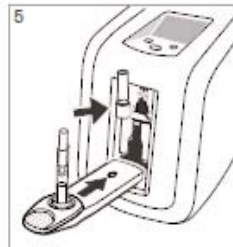
or



Alternate option for 3a- Using the dropping bottle: Slowly apply 12 to 13 drops onto the test cartridge collector. Important: do not use more than 13 drops.



Seal the container and, if necessary, store for further inspection.



Perform an analysis with the Draeger DrugTest® 5000 Analyzer according to user manual instructions.

Storage and Stability

The Draeger SSK 5000 must be stored at a temperature between 39 °F to 86 °F.

www.draeger.com

USA

Draeger Safety Diagnostics, Inc.
4040 West Royal Lane, Suite 136
Irving, TX 75063

USA

Tel +1 972 929-1100
Fax +1 972 929-1105

info@dsgi.biz

CANADA

Draeger Safety Canada Ltd.
7555 Danbro Crescent
Mississauga, ON L5N 6P9
Canada

Tel +1 905 821-8988
Fax +1 905 821-2565

sales.canada@draeger.com

MEXICO

Draeger Safety S.A. de C.V.
Av. Pe-uelas No. 5, Bodega No. 37
Fraccionamiento Industrial San Pedrito
Queretaro, Qro C.P. 76148

Mexico
Tel +1 52 442 246 1113
Fax +1 52 442 246 1114

ventas.mexico@draeger.com

GERMANY

Dräger Safety AG & Co. KGaA
Revalstrasse 1
23560 Lübeck
Germany

Tel +49 451 882-0
Fax +49 451 882-2080