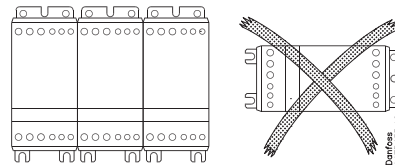
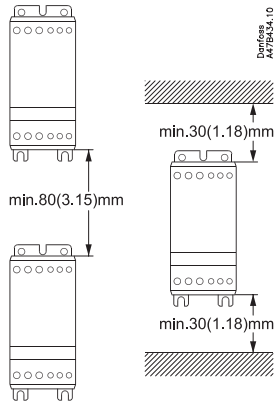


#### Montering - Mounting - Montage



mm (inch)



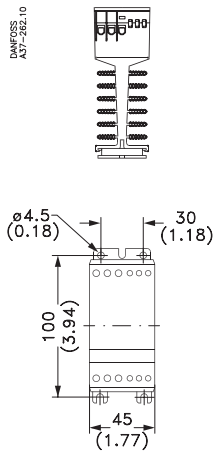
DK Hvis enhed er monteret vandret reducer strøm med 50%  
 UK If unit is mounted horizontally derate current by 50%  
 D Falls Einheit horizontal montiert wird, reduziert sich der Strom um 50%.



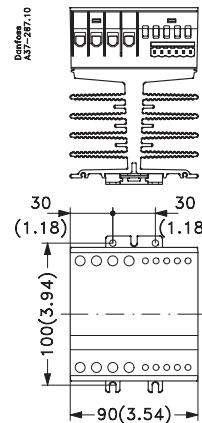
DK Køleplade skal holdes ren. Luftstrøm må ikke blokeres  
 UK Keep heat sink clean. Airflow should not be blocked  
 D Kühlflächen freihalten. Luftstrom muß ungehindert fließen

#### Mål - Dimensions - Abmessungen

mm (inch)



MCI 15C



MCI 25C

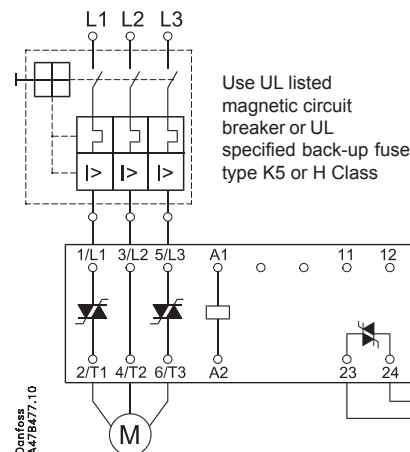
#### Indstilling-Setting-Einstellung-Réglage

DK Soft start parametre ikke justerbar. Start tid maks. 0.6 sek.  
 UK Soft start parameters not adjustable. Start-up max. 0.6 sec.

D Softstart Parameter nicht einstellbar. Anlaufzeit max. 0.6 Sek.  
 F Paramètre non ajustables, temps de démarrage max = 0.6 s

#### Forbindelse - Wiring - Verdrahtung

75°C Kabel/ Wire	mm <sup>2</sup> (AWG)	mm <sup>2</sup> (AWG)
	0.75 - 4 (18 - 12)	0.5 - 1.5 (20 - 16)
	2 x 1 (2 x 18)	2 x 0.5 - 0.75 (2 x 20 - 18)
	0.75 - 6 (18 - 10)	0.5 - 1.5 (20 - 16)
	2 x 0.75 - 2.5 (2 x 18 - 14)	2 x 0.5 - 1.5 (2 x 20 - 16)
	0.75 - 6 (18 - 10)	0.5 - 1.5 (20 - 16)
	2 x 0.75 - 1.5 (2 x 18 - 16)	2 x 0.5 - 1.5 (2 x 20 - 16)
	Pozidrive 1 0.5 Nm max. 4.4 lb-in max.	N.A.
	4 mm 0.5 Nm max. 4.4 lb-in max.	3 mm 0.4 Nm max. 3.5 lb-in max.



Motor A	Danfoss CTI 25
0.63 - 1.00	047B3024
1.00 - 1.63	047B3025
1.6 - 2.5	047B3026
2.5 - 4.0	047B3027
4.0 - 6.3	047B3028
6 - 10	047B3029
10 - 16	047B3030
16 - 20	047B3031
20 - 25	047B3032

\*Afhængig af type  
 Depends on the type  
 Abhängig vom Typ  
 Suivant modèles

UL: Use thermal overload protection as required by the National Electric Code

UL: When protected by a non-time delay K5 or H Class fuse, rated 266% of motor FLA, this device is rated for use on a circuit capable of delivering not more than 5,000 rms. symmetrical amperes, 600 V maximum. Maximum ambient temperature 40°C